

Austin Franklin

Small Worlds

for alto saxophone, electric guitar, percussion, and piano

(2021)

© Copyright 2021, Austin Franklin Music (BMI)
All Rights Reserved

Program Notes

Small Worlds is inspired by a series of Wassily Kandinsky paintings entitled Small Worlds 1-12. In these paintings he explores a small set of material consisting of only lines, points, and blots of abstract colors. Musically these materials are explored through varying degrees of notational freedom, sometimes graphical and improvisatory, and other times more strictly notated and synchronized. Each section explores a different level of freedom towards rhythm, pitch, and form respectively.

Instrumentation

Alto saxophone Electric Guitar Percussion Piano

Performance notes

Small Worlds consists of three distinct sections that explore a different aspect of aleatoric music (A, B, and C):

- Section A explores rhythmic freedom. The pitch material and form are rigid, but the rate at which repeated notes are played is fluid.
- Section B explores pitched freedom. The rhythm and form are rigid, but the pitch is fluid.
- Section C explores formal freedom. The rhythm and pitch are rigid, but the order in which material is played varies.

Additional Performance details:

- Each section should last approximately 2-3 minutes in length, but may also be extended, repeated, or compressed to meet a desired length.
- Apart from what is strictly defined and notated throughout each section, performers are allowed and encouraged to interpret their parts individually or collectively with the group.
- The performers are encouraged to explore the entire range of possible extremes within each aleatoric section.
- The electric guitar may use effects pedals as desired.
- Electronic elements, such as Max patches, may be used to augment the sound of individual performers or of the group.

Use the following legend for percussion during section C:



Duration: ca. 6'-7'

Small Worlds was commissioned by Hypercube
For more works, please visit austinfofranklinmusic.com

Small Worlds

for alto saxophone, guitar, percussion, and piano

Transposed Score

Austin Franklin

A Each chord change 8-12'

The musical score is arranged in four staves. The Alto Saxophone staff (top) features melodic lines with dynamics *pp* and *mp*. The Electric Guitar staff (second) plays chords with dynamics *mp*, *pp*, and *mp*. The Vibraphone staff (third) plays rhythmic patterns with dynamics *pp* and *mp*. The Piano staff (bottom) consists of two staves (treble and bass clef) with dynamics *mp*. Vertical dashed lines indicate chord changes at approximately 8, 12, and 18 measures. The score is in a key signature of two flats (B-flat major or D-flat minor).

A. Sax. *p* *mf* *p*

E. G. *p* *mf*

Vib. *mf* *p* *mf*

Pno. *mf*

begin repeating notes ad lib.

Detailed description: This page of a musical score features four staves. The top staff is for Alto Saxophone (A. Sax.), the second for Electric Guitar (E. G.), the third for Vibraphone (Vib.), and the bottom two staves are for Piano (Pno.). The A. Sax. part has three measures of sixteenth-note runs, with dynamics *p*, *mf*, and *p* respectively. The E. G. part has two measures of sixteenth-note runs, with dynamics *p* and *mf*. The Vib. part has three measures of sixteenth-note runs, with dynamics *mf*, *p*, and *mf*. The Pno. part has four measures of sustained chords, with a dynamic of *mf*. The first measure of the Pno. part includes the instruction "begin repeating notes ad lib." Vertical dashed lines connect the dynamic markings across the staves.

A. Sax. *f* *mp* *f*

E. G. *mp* *f* *mp*

Vib. *mp* *f*

Pno. *f*

increase speed of repeated notes

Detailed description: This is a page of a musical score for the piece 'Small Worlds'. It features four staves: A. Sax., E. G., Vib., and Pno. The A. Sax. staff has dynamics *f*, *mp*, and *f*. The E. G. staff has dynamics *mp*, *f*, and *mp*. The Vib. staff has dynamics *mp* and *f*. The Pno. staff has a dynamic of *f*. A performance instruction 'increase speed of repeated notes' is placed above the Pno. staff. The score includes various musical notations such as slurs, accents, and dynamic markings.

Maintain a constant pulse.

Using only the pitches in brackets (from a D-flat major scale), begin introducing additional notes until the full range of the instrument is explored. Add rests, create motives, and converse with other performers freely. Pedal markings and dynamics may also be changed/added freely.

B ♩ = 75

approximate elapsed time

0'25" 1'30" 0'45" rit.

A. Sax.

E. G.

Vib.

Pno.

The image shows a musical score for four instruments: A. Sax., E. G., Vib., and Pno. The score is in a key with three flats (B-flat major or D-flat minor) and a tempo of 75 beats per minute. The score is divided into four measures by vertical dashed lines, with approximate elapsed time markers at 0'25", 1'30", and 0'45". The first measure contains a chord and a melodic line. The second measure contains a melodic line. The third measure contains a melodic line. The fourth measure contains a melodic line. The Pno. part is in the bass clef. The A. Sax., E. G., and Vib. parts are in the treble clef. The score includes a 'rit.' marking after the 0'45" marker.

C ♩ = 40 - 60

Alto Saxophone

<p>1</p> <p><i>f</i></p>	<p>2</p> <p><i>mp</i> <i>mf</i></p>	<p>3</p> <p><i>pp</i></p>	<p>4</p> <p><i>mp</i></p>
<p>5</p>	<p>6</p>	<p>7</p>	<p>8</p>

Electric Guitar

<p>1</p> <p><i>mp</i></p>	<p>2</p> <p><i>mp</i> <i>pp</i></p>	<p>3</p> <p><i>mp</i></p>	<p>4</p> <p>tamb. <i>f</i> <i>mp</i></p>
<p>5</p>	<p>6</p>	<p>7</p>	<p>8</p>

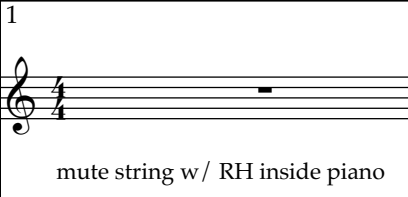




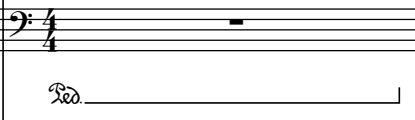

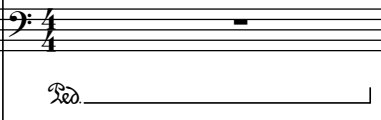








Play the material in boxes 1-4 in any order. Do not repeat any box until all boxes have been played at least once. Repeat process 3-4 times.


Additionally, boxes 5-8 may be written in by the performers while adhering to the rules above. Performers are encouraged to write in motives created during section B or that imitate other players during this section. All players MUST perform the same number of boxes each repetition. Once all repetitions are complete, players should proceed to pp. 7 simultaneously.

Percussion

1	2	3	4
			
5	6	7	8
			

Piano

1	2 depress and strum inside piano	3	4 strum inside piano
			
			
5	6	7	8
			
			

A. Sax. 


pp


E. G. 

mp

Perc. 

mp

Pno. 

Pno. 

f *ped.* *sim.*